Volume II Issue 2
April 2019
ScoreCard
ROCKY MOUNTAIN REGIONAL
May 21-27
NEWS
WINNERS
LEARN

District 17 Tournament Calendar

Regionals

Apr 26-28 ... Scottsdale (Phoenix) AZ NLM
May 21-27 ... Rocky Mountain (Denver CO)
Aug 12-18 ... Scottsdale (Phoenix) AZ
Sep 23-29 ... Taos NM

Special Events

May 6-12 .... WC Spring Fling STaC
May 24-26 .... D17 Grand National Teams Finals

Sectionals

April
11-14 ..... Tucson AZ
11-14 ..... Colorado Springs CO
26-28 ..... Glenwood Springs CO
26-28 ..... Scottsdale (Phoenix) AZ
26-28 ..... Las Cruces NM
27-28 ..... Sheridan (Denver) I/N
May
3-5 ..... Longmont (Boulder) CO
3-5 ..... Santa Fe NM
June
7-9 ..... Durango CO
14-16 ..... Albuquerque NM
21-23 ..... Prescott AZ
28-30 ..... Loveland (Northern CO)

Phoenix NLM Gold Rush
Regional & Silver Sun Sectional
April 26-28, 2019
In Tempo
Bridge Center
8250 E. Rose Lane
Scottsdale, AZ 85250
Google Map: tinyurl.com/ycjnjgs2
Flyer: unit354.com/tournaments
Partnerships
Anne Marie Harrington
(602) 549-0956
aharrin708@aol.com
Sessions 10 & 3

The Denver Rocky Mountain Regional

May 21 - 27

By Wayne Eckerling, Tournament Chairman

Join us this Spring at the mile high **Denver Rocky Mountain Regional, Tuesday through Monday, May 21-27 (Memorial Day weekend),** at the recently renovated Renaissance Hotel by Marriott. The weather at this time of year is usually in the high 70s during the day and the 50s at night.

The Renaissance is conveniently located between Denver International Airport and downtown Denver, in the redeveloped Stapleton area. The Denver light rail system now connects to the airport! Take it to the Central Park station then walk 15 minutes or call the hotel for a shuttle pick up – see http://deals.marriott.com/renaissance/usa/co/denver/denver-airport-lightrail

More than 1900 tables were in play in 2018. The bridge rate, $112, is good through April 30. For reservations, call tel:303-399-3050 and ask for the bridge rate, or go online to **RegionalRoomsBridgeRate**

The tournament begins with a Pro/Am Pairs event on Tuesday at 1:00. If you have between five and 299 points and want to play with a more advanced player, sign up by May 10 by sending an email to ProAm@DenverBridge.org - in addition to masterpoints, there are prizes for those earning section tops, and for the first and second place overall winners. There is also a single-session open pairs game at the same time.

Game times for Tuesday are 1:00 and 7:00. Game times for the rest of the week, Wednesday through Sunday, are 9:30, 2:30, and 7:30. On Memorial Day–Monday, May 27–the two session team events start at 9:30. Click http://web2.acbl.org/Tournaments/Ads/2019/05/1905022.pdf for the tournament flyer.

16th St Mall in downtown Denver

Events include Knockout Teams, Swiss Teams, Bracketed Teams, Board-a-Match Teams, Open Pairs, Fast Pairs, and Side Pairs. On Monday, we've scheduled A/X/Y Swiss Teams, as well as Bracketed Gold Teams for players with fewer than 3000 masterpoints; the top three finishers in each bracket will earn gold points. Last year, more than 55 teams competed in this event. If you are interested in playing but need a partner, send an email to Partners@DenverBridge.org We are honored to again be hosting the District 17 finals for the Grand National Teams, which take place on Friday, Saturday, and (if necessary) Sunday.

Denver Art Museum with sculpture "Lao Tzu" by Mark di Suvero

Gold Rush Pairs are very popular events. These are scheduled at 9:30 and 2:30 Wednesday through Sunday, except Friday, when a Gold Rush Swiss Teams event will be held. Gold Rush Pairs average more than 60 tables daily, and you will never play against anyone with more than 750 points. Earn gold for section tops and overall placings.

For I/N players, 299er single-session pairs events will be held Wednesday through Sunday at 9:30 and 2:30. To brush up on your bridge, come listen to one or all of our expert speakers, who will be scheduled at 1:45 Wednesday through Sunday.

In response to player comments, we have made some changes for 2019:

- Game times have been changed from 10:00 and 3:00 to 9:30 and 2:30. This will leave more time for dinner for players who play in the evening session.

- Evening team games have been changed from two-session to single-session events. There is also an evening Fast Pairs series.
- On Wednesday, there will be special discounts, promotions, and prizes for I/N and Gold Rush games. On Friday, there will be prizes for winners in all events.

If you are looking to combine bridge with other activities, May is a great time to visit Denver. Consider an excursion to the Denver Art Museum, the Denver Museum of Nature and Science to view the 'Leonardo Da Vinci' exhibit, or the Denver Botanic Gardens. If you are a sports fan, the Colorado Rockies will be in town, starting on Friday with three games against the Baltimore Orioles; the D-backs start a four game series on Monday. If you are interested in the performing arts, consider attending a play at the Denver Center for the Performing Arts or a Colorado Symphony concert.

The hotel is located close to light rail (about a 15 minute walk or use the hotel's free shuttle service from the CentralPark Station), so it's easy to get to many of these events, as well as attractions such as Union Station, LoDo, and Larimer Square, without a car.

Click here for a map of the area that may help with orientation and directions.

Credits: Photos used in this article and for the cover are courtesy of Visit Denver – art museum by Steve Crecelius and the light rail credit to Denver International Airport

District 17 News

Our One Year Anniversary of an Online Only Publication!

How are we doing? We need your feedback. What questions should we ask in the survey John Grossmann is putting together? Talk to him or Bonnie at the Denver Regional or email John at Blackstone.co@comcast.net

Grand National Teams (GNT) Information

By Rod Southworth, D17 GNT Chairman

This year the winners of our GNT District finals (held at the Denver Regional) get to compete in Las Vegas at the summer nationals!

Also when there are at least eight teams competing in a B or C flight in the District Final, **the second place team in that flight** will also be invited to compete in the National Final for its category. The second place team will receive $1500 ($500 less than the first place team) from District 17 to help with travel costs.

Clubs or Units may conduct Club Level GNT Qualifying Games through April 30, 2019. There is no limit on the number of Club Level Qualifying Games that a Club or Unit may hold. Players qualifying at the club level are eligible to play in the District Finals in May. The District Finals for all flights will be held at the Denver Regional.

Pre-registration is required for the Open Flight. Teams must mail the team roster to the GNT Chairman no later than May 1st, along with a check made out to District 17 GNT for the first session entry fee (currently $52). If only one team pre-registers, it will be declared the winner and will not be required to attend the District Finals, although it will be required to pay the initial session entry fee.

The District Board has waived entry fees for all Flight C teams. Entry fees for other flights will be the same as those charged by the Denver Regional.

Additional information concerning the GNTs is available on the D17 website at http://www.d17acbl.org/index.php?page=gnt-coc

Last years winners of the GNT District 17 Finals (click to read article from August 2018)

Upcoming D17 Board Elections

By Bill Phillips, Elections Secretary

Elections for District 17 Board Representatives will be held this summer for representatives from Northern Arizona, Tucson, and Las Vegas. The elections are

for three year terms that begin in January, 2020. The following District 17 Board positions are at issue:

- Arizona at Large Unit 355 (Northern Arizona) and Unit 358 (Yuma). The current Representative is Bill Phillips.
- Tucson Unit 356. The current Representative is Steve Reynolds.
- Las Vegas Unit 373. The current Representative is Becky Rogers.

Candidates must be members of District 17 in good standing and not under probation by or suspension from the ACBL. No Board member shall be employed by the ACBL nor receive more than $5000 per calendar year for any contract or assignment from the ACBL.

Candidates nominate themselves by sending notice by US mail or email to the District Election Secretary *and* the candidate's Unit President. The Unit President will notify the Unit's Board of Directors of the nomination. The deadline for nominations is Friday, May 31, 2019.

Voting will take place in June and July, 2019. Only members of the relevant Unit's Board of Directors are eligible to vote.

Send your notice of candidacy to:

Bill Phillips
2928 N Boldt Drive
Flagstaff, AZ 86001

If your prefer, you may send your notice of candidacy to Bill via email: spheres0000@gmail.com

If you have any questions, please email Bill, or call him at (928) 266-0865.

My Albuquerque winning team, L to R: Greg Foltz, Jim Hoerlein, Dawn Foltz, Loring Harkness, me: John Tippet, and the little guy in front with the big ears, K. Roo, our non-playing captain.

How I became a Ruby Life Master

By John Tippet, Fort Collins, Colorado

[*Editors Note: We love to receive stories like this from our members, especially from those who advance in LM rank. Keep them coming!]*

I grew up playing bridge in Colorado in the late 60s and 70s. My regular haunts were the Boulder and Arvada bridge clubs. I was fortunate to have several regular partners who were excellent players back in the day, among them Loring Harkness, Jim Hoerlein, Abdel Zebib (sadly, now deceased), and Joanna DeBenedittis (now JoAnna Stansby, one of the top woman players in the country).

Life, career, and moving away conspired and I stopped playing for many years but after retiring to Fort Collins in 2015, I started playing again. It was hard to find partners who were willing to play with an unknown quantity. Fortunately, many excellent Northern Colorado players came to my rescue, among them Jon Gustafson, Neil Petrie, Larry Matheny, Toni Swanson, Sherry Phillips, John Grossmann, and Dawn and Greg Foltz.

I finally broke through the 1000 master point barrier at the Boulder Sectional in May of 2017 and the 1500 master point barrier in the Albuquerque Regional in January of 2019. I credit my partners: Jim Hoerlein and Loring Harkness (back together again after 35+ years) and Dawn and Greg Foltz for this achievement.

The Western Conference
21
18
22
17
23
WESTERN CONFERENCE
SPRING FLING STAC XX
SPRING FLING STAC XX
as always in your local clubs
Clubs: sign up for your games at
thewesternconference.com/stac/
May 6-12, 2019
The Largest Sectional in ACBL!

Phoenix NLM Gold Rush Regional

April 26 – 28

By JoAnne Lowe, Tournament Chair

Join us at the beautiful In Tempo Bridge Center for the fourth annual Phoenix Non Life Master (NLM) Gold Rush Regional. The NLM Phoenix Regional is exclusively for Non-Life Masters with fewer than 750 points. The Regional offers opportunities to earn 33% gold points and 67% red points in two session events.

Take advantage of free lectures by top experts between sessions on Friday and Saturday.

Our great hospitality offers free patches (stickers) and trophies. There will be coffee, tea, snacks, and premium chocolates throughout all sessions. Daily giveaways include gift certificates and free plays. There is free parking at or near the site.

Although we have no host hotels, Scottsdale offers many fine hotels near the playing site. Use Google to find hotels near McDonald and Hayden Roads in Scottsdale.

Don’t have a partner? Contact Anne Marie Harrington at aharrin708@aol.com or (602) 549 0956. Anne Marie will find you one.

Questions? Contact JoAnne Lowe at pnutlowe@cox.net or (480) 577 9833 or (480) 836 7296.

Check the flyer at the ACBL or visit unit354.com for the playing schedule.

Frank Lloyd Wright's Taliesin West is in Scottsdale

♠ COLUMN

John's Journal

By John Grossmann, District 17 President

Tucson Success

A total of 855 players attended the Tucson Regional, generating 1487 tables. Unit 356 raised $1300 for the local Project Action for Veterans. A special thanks to the army of volunteers that successfully finished the event after Steve Reynolds, tourney chairperson, was hospitalized on Friday for an emergency appendectomy; Steve missed the final three days. Great job Tucson!

GNT Second Teams in B and C Strats

Surprise! Surprise! ACBL has a new GNT rule, allowing a second team in the B and C strats to go the NABC finals if eight or more teams compete in the District Finals at the Rocky Mountain Regional in Denver. The D17 Board voted to grant $1500 to a second place team in B or C that participates at the NABC in Las Vegas this summer. First place teams in Open, A, B, and C get $2000.

All teams from outside the Denver area also get a modest travel subsidy based on distance traveled. The C strat teams also get to play for free in the District Finals. Join the fun. Get your club to run a qualifier game by April 30th! Contract **Rod Southworth -** southworth15@yahoo.com - our GNT coordinator, if you have questions.

Grant Submission

In the past five years, District 17 has provided grants to 15 different Units. While the D17 Board places a priority on beginner bridge education and membership building, some Units have used the funds for technology upgrades. Any Unit that has not hosted a regional tournament in the previous five years is eligible. There is no matching requirement, and the application can be a simple email. The maximum funding award to any Unit is $1000 per year.

maximum funding award to any Unit is $1000 per year.

Grants have been successfully used for Learn Bridge in a Day, EasyBridge classes, open houses, and bridge schools for beginners. These should be Unit sponsored events. Many Units also get advertising funding from the ACBL “CAP” program, which provides up to $500 based upon a 50 percent subsidy of eligible date-specific marketing.

The grant program coordinator is **Steve Nordberg** - texminn@sbcglobal.net - from El Paso, Texas. District 17 has $3000 in the budget for grants. Grant applications or questions may be directed to Steve, or to me at Blackstone.co@comcast.net

Financial Report

We are just finishing a twelve month period of significant change. District 17 held five regionals in 2018; after a couple of years of serious erosion in attendance, our tournament table counts appear to have stabilized. We look forward to a newly revamped Las Vegas Unit running a major regional in the fall of 2020.

Last Spring we switched from a snail-mail paper tabloid to a digital magazine (*ScoreCard*) and an email newsletter (*Bridge Buzz*). The D17 Board shifted to three year terms, and the number of board members was trimmed by four. At year’s end, D17 had just over $117,000 in the bank, and posted a modest $2600 surplus.

The light rail train now goes to the Denver Airport (photo by Rich Grant for Visit Denver)

Rocky Mountain Regional

In recent years, the Rocky Mountain Regional has been the largest D17 tourney. The weather should be grand this May. There is a new commuter rail line from the airport. Lots of restaurants in the old Stapleton Airport neighborhood, and more in downtown Denver and Cherry Creek. Folks from Arizona might want to catch the “D-backs” at Coors Field May 27-29. Don’t forget the GNTs. Play bridge; play ball!

Denver's Rocky Mountain Regional

May 21-27, 2019

Sponsored by District 17 and Denver Unit 361 of the ACBL

Renaissance Hotel by Marriott
3801 Quebec Street, Denver, CO 80207
303-399-7500

TRANSPORTATION

- Light rail from the airport or downtown
  - Free hotel shuttle or 15 minute walk from Central Park Station
- Easy freeway access
- Map

EVENTS

- Full schedule of pair and team events
- Engaging guest speakers

NEWER PLAYERS

- Pro/Am Game
- Gold Rush Pairs and Swiss Teams
- 299er Pairs

TOURNAMENT CONTACTS

- Director in Charge - Gary Zeiger
- Tournament Chair - Wayne Eckerling
- Partnerships - Vard Nelson

Tournament Results

Regional Results

Great weather, a dynamic playing schedule and signature hospitality made this regional THE place to play. Click here for the results of the **Tucson Winter Regional**. **Click the image below for a slideshow of the winners**.

Sectional Results

Click on the tournament name to get to the results page at the ACBL

February

8-10 ..... Sedona AZ
15-18 ..... Scottsdale (Phoenix) AZ
15-18 ..... El Paso TX
23-24 ..... Colorado Springs CO 299er

~~23-24 ..... Colorado Springs CO 299er~~

23-24 ..... Santa Fe NM 499er

24 ..... Scottsdale (Mesa) AZ Progressive Final

March

4-8 ..... Las Vegas NV

8-10 ..... Golden (Denver) CO

16 ..... Las Cruces NM I/N

21-24 ..... Scottsdale (Mesa) AZ

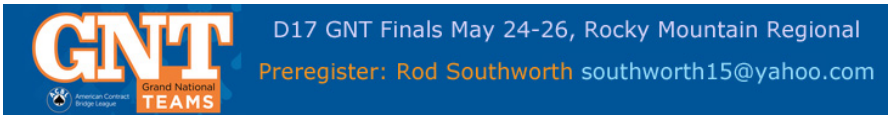

TUCSON SPRING SECTIONAL
APRIL 11-14
Game times 9:00 and 1:30
Open and 299er single session pairs Thur-Sat
Two session Swiss Teams Thursday & Sunday
Compact KOs Friday and Saturday
goo.gl/maps/2H4EzsDryRR2
Partners: Rudy Martinez
rfmartinez999@gmail.com
Hotel Tucson
City Center
web2.acbl.org/Tournaments/Ads/2019/04/1904017.pdf

District 17 Member Achievements

NEW LIFE MASTERS

ARIZONA

Lois Bartels, Sun City West

Gillian Berger, Tucson



Bob Ganelin, Scottsdale

Linda Grissom, Tucson

Peter Godfrey, Tucson

Karin Hansen, Sun Lakes

Michael Knight, Green Valley

Chuck Shaull, Tucson

Bill Travis, Buckeye

Jane Wienke, Tucson

COLORADO

Jerry Eggleston, Breckenridge

Robyn Leming,Fort Collins

Barbara Yosses, Aurora

If you become a Life Master please send your photo to the editors – coopers@d17acbl.org – as well as any thoughts you wish to share about your experience.

COLORADO SPRINGS SPRING SECTIONAL

APRIL 11 – 14

Thursday April 11, Swiss Teams 6:30 at Bridge Center

901 N 17th Street

Friday, Saturday & Sunday at

Colorado Springs Masonic Center

1150 Panorama Drive, Colorado Springs

Friday - 10-3 Pairs

Saturday – 10-3 Pairs

Sunday – 10 - Bracketed Swiss Teams

Tournament Chair: Davis Bennet davissbennett@gmail.com

Partnerships: Myrna Heimer MNHeimer@fril.com

www.coloradospringsbridge.com

On the following pages we have articles from our regular columnists. Please feel free to send us - *coopers@d17acbl.org* - bridge questions, humorous anecdotes, or an article of your own for this section.

Advice for the New Player

By Chris Hasney, Hereford, Arizona

File the Count

Author's special note: don't try to learn to do what follows during a non-novice duplicate game. If you do, you'll be the hated slow player whom no one wants to invite back. Learn this material at practice sessions, and implement it in real games only when you can do it quickly. They'll think you're a ringer!

How do you count a hand? There is no one good way. What follows is "a" way. Use it if it helps. Regardless, you need to come up with a way that is automatic and effortless for you. (Trust me, it will require effort; but eventually it will come easily.)

Visualize a nine drawer filing cabinet, stacked three high and three wide, like this. Keep this image; it's the same one you will use for every bridge hand you play. Your drawer is the always the one that is bottom center. Partner is always in the top center, LHO is left center, and RHO is right center. The vulnerability and bidding information are always in the middle.

Deal out a bridge hand. Look at your collection of 13 cards. Open your drawer and put them in there, arranged in whatever order makes the most sense to you (and the one you will ALWAYS use). Use suit symbols on each file if it helps. Label the drawer with the 4 digit shape number aka PIN for this hand. You must decide if you prefer the actual PIN shape, e.g. 2-3-5-3 or its re-worked generic number 5-3-3-2. I recommend you get used to using the actual PIN, which will greatly help you count the hand. (Perhaps you should think of Homer Simpson holding up four fingers, with the PIN tattooed on them!) Note that this drawer now contains exactly 13 cards which CANNOT be in any of the other drawers. (If you prefer, you can simply write the info on the drawer file label as we will do below.)

Slowly and methodically (and hopefully reasonably accurately, don't get cute with bidding preempts and such) have an auction. It helps to have three fellow students who are trying as hard as you are to learn to count. See if you can find any! As each person makes a call, see if it impacts your mental picture of the files in their drawer. DON'T put in cards they might have; rather, place only those they said they have, noting any that they absolutely denied having (and thus must be located somewhere else).

The auction being over, have the correct person make an opening lead. Again, don't be tricky, make it reasonable. Let dummy come down. Now, STOP. Each of you should mentally crack each drawer in the cabinet. (In a practice session you should have scrap paper and actually draw this.) Assume you are declaring a four spade contract with the heart king as the opening lead. It should look like the image above and the table below if you use the drawer label model.

Not Used	**Partner's Drawer** PIN: 4-3-3-3 Contents: Q963 974 A82 432	Not Used
LHO's Drawer H = K Meta: Didn't Overcall ? KQ(xx) ? ?	Meta Data: Contract=4S Auction: P-1♠-P-2♠ P-3♦-P-4♠ all pass OL=King of Hearts	**RHO's Drawer** Meta Data: Didn't Open
Not Used	**My Drawer** PIN: 5-2-4-2 Contents: AKT72 A3 KQ65 85	Not Used

If you have any more cards you can reasonably place in LHO's or RHO's hand, and/or a good guess at their PINs, write them in, in mental pencil. For example, what inferences can you draw from the opponents passing throughout, especially from RHO's initial pass and LHO's failure to overcall or weak jump overcall in hearts? Stiff king? Not likely. Since you can't see the ♥Q, give it (and maybe the ♥J) to LHO. Does he have that with 6+ pieces? Nope, he'd have acted. Best he can have is five, but if he shows up with five he can't have much outside or he'd most likely have overcalled 2♥. Now, since neither opponent acted and you and partner are both balanced (no stiffs or voids), figure both opponents are

balanced too, unless subsequent play reveals an anomaly. NOW you are ready to make a plan and begin playing the hand! As you progress, fill in the blanks, and REMEMBER what cards have been played.

Actual LHO Hand: J5, KQJ, J973, QJ96

Actual RHO Hand: 84, T8652, T4, AK7

Bonus Material

Now that you have figured out a way to consistently remember cards and count a hand, in June we'll begin a new series on card play. Meanwhile, I have some homework suggestions for you. There are more reasons for counting than executing (or avoiding) endplays. Counting a hand can help you:



1. **Plan and execute a coordinated defense** based on what you can see and infer from the auction, partner's opening lead, and the other cards played.
2. **Increase or decrease your hand valuation** (points, if you must think in those terms) based on your assumption or knowledge of the location of honors and/or expected suit distributions.
3. For more information on this subject, I recommend *Bridge World* editor Jeff Rubens's book the *The Secrets of Winning Bridge.* My old first edition hardback copy had a photo of him looking like he was still in high school! At the time he was understudying Edgar Kaplan, the founder of *Bridge World* magazine.

Chris Hasney is an accredited bridge teacher from Hereford, Arizona. He supports the college bridge and rubber bridge revival movement. He is the author of *Simplicity Bridge* published as an e-book through *Library.com*

APRIL 27-28 Denver 299er Spring Sectional

Denver Metro Bridge Studio bridgewebs.com/denvermetro/
5250 Leetsdale Drive, Denver goo.gl/maps/PPSgJS8pZQw

Game starts at 9:30 and Sat 2:30

Saturday: Stratified Single Session Pairs
Sunday Stratified Swiss - double session

Less than 10 mp GAME SUNDAY at 2:00

Newcomers Welcome – 0-5 Play Free
Limited Space – Reservations Recommended

for partners Vard Nelson:
Partners@DenverBridge.org
713-853-7604

Reservations or questions:
IntermediateNovice@DenverBridge.org

FLYER: web2.acbl.org/Tournaments/Ads/2019/04/1904047.pdf

The I/N Crowd

By Rod Bias, Phoenix, Arizona

The Opening Lead: The Most Difficult Play in Bridge

> "Leading to the first trick is the most difficult play in bridge."
>
> — Caroline Sydnor, Bridge Made Easy #1, p. 161.

One of the nicest bridge compliments I ever received at the table was during a teams game at a tournament. We arrived at the table first and took our seats. Our opponents soon arrived and began to pull out their chairs. The player on my right glanced at me and muttered under his breath, "Oh, no!" He quickly looked at his partner and said, "Let's change seats."

"Why?" His partner retorted. "I hate the leads this guy [Rod] makes against my contracts." Sure, it was left-handed, but those can be the sincerest compliments. I wanted to say, "Thank you," but it seemed inappropriate. Often I do start with strong opening leads; but, I am not "Legen — wait for it — dary."



Among my too many bookcases, I have one entire shelf loaded with books on how to make the killing opening lead. No, I have not read all of them. Yes, I have read most of them. They tend to go over the same ground, sometimes in the same order and same words. Two of the newer books blazed new trails by being based on computer simulations. Intriguing?

The computer work seems to have been designed and executed by Taf Anthias, a VP at Cisco Systems. He seems to be the source of the hundreds of tables and most of the commentary. He is quite an accomplished bridge player, but you have never heard of him, right? Someone decided to invite David Bird, who has name recognition among bridge players, to add his name to these two books. He did. Thus, *Winning Notrump Leads* went to market in 2011 and *Winning Suit Contract Leads* in 2012.



Many will find the numbers mind-boggling. Others will be undaunted. A few will take a more critical approach, questioning the methodology and/or presuppositions. Although I found these books thought-provoking and loaded with useful insights, I have reservations about recommending the books outright. If you like challenges, read them and think carefully about what they say. My biggest reservation is my belief that computers and humans play bridge differently.

Hand Records

Do you collect the hand records for the game you just played as you exit the playing area? I think you should, and that you should go over them ASAP with

your partner de-jour. You can change a past playing experience into a present learning experience.

One problem with these sheets is that they often have a small box with a list of "best possible DD results," sometimes called par (DD = Double Dummy . . . you get to peek at all the hands). You get to see which finesses work and which fail. You get to see which suits split what ways. Is that realistic? Is that how you just played those very deals? Of course not. The contracts in that box are not what you 'should' do on those hands, but what you 'could' do on those hands . . . if you peeked at all the hands.

When you reach a certain position in a deal and you have two options (one with a 5% chance of success and the other a with a 75% chance), I hope you go for the 75% play. When a computer DD analysis reaches the same position, it will make the 5% play every time it works and the 75% play fails. So, when the hand record says you 'could' have scored a game but you were a trick short, sometimes the reason is simply that the DD computer knew when an inferior play would bring in a good result and a superior play would not.

Improve Your Opening Leads and Improve Your Scores

Now that I have cautioned you, let me draw your attention to conclusions drawn from *Winning Notrump Leads*:

1. When your opponents bid 1NT-3NT, they usually have seven cards (at most) in either major suit, often fewer. If they have only six cards in one major and you have two, how many does your partner have? What might be a good suit to lead? Hint: If you don't know the answer, stop reading.
2. If you have similar holdings in a major suit and a minor suit, lead the major. Even if the minor is better, it usually pays to lead the major.
3. Leads from a short major are usually better than leads from a four-card minor headed by an honor.
4. A lead from a four-card major is equivalent to a lead from a five-card minor.
5. You give away about half a trick by leading from an ace, king, or queen in a four-card suit and gain little in return by way of establishing tricks.
6. Leading from an honor combination often costs a trick — especially from a four-card suit.
7. Major suit leads from two low or three low are more effective than leads from four cards headed by one or two honors.
8. "Leads from a major-suit doubleton fare surprisingly well, because partner is likely to hold at least five cards opposite."
9. "When you have four cards in one major and a singleton in the other, it is often better to lead the singleton."
10. Generally, from a weak hand lead your shorter major, even when it contains no honor. "Sometimes even a major-suit singleton will be the best lead. Your partner will hold an entry or two and the main chance of beating 3NT is to hit his long suit."

Finally, if you want to understand these conclusions better, you need to at least read the explanations that lead to them. Examine the why for the conclusions. Read the books.

Rod Bias was elected to a three-year term (2016-2018) as a Trustee of the ACBL Educational Foundation and worked on the transition team. He served two two-year terms (2014-2017) as a

District 17 Board Representative from Phoenix (Unit 354), where he is currently in his eleventh consecutive year on the local board.

Rod holds four bridge teaching certifications (ABA, ACBL, EasyBridge!, and LBIAD?) and is an ABTA member who loves working with school kids and newcomers of all ages.

Contact: Rod.Bias@Cutlip.Org

DOC HOLLIDAY SECTIONAL
April 26 - 28
Glenwood Springs
LaQuinta Inn - LQ.com
https://goo.gl/maps/Gy4MpViGV8F2
Partnerships: Diane Morgan
970-963-0425
dandj@sopris.net
Game Times:
Fri - 2 &7
Sat - 10 & 2:30
Sun - 9:30
photo thanks to visitglenwood.com
flyer web2.acbl.org/Tournaments/Ads/2019/04/1904038.pdf

CONSULT THE COOPERS

By Kitty and Steve Cooper, editors *D17 ScoreCard*

Leads Against NoTrump

A question we have been frequently asked is “How do you know what to lead against notrump?” Since this issue of *ScoreCard* includes Rod Bias’s summary of an excellent recent book on this subject, based on computer simulations, it seems like a good time to repeat our own article on this topic.

The most likely way to develop tricks against a notrump contract is by setting up your side’s longest combined suit. This is why you have always been advised to lead fourth from your longest and strongest unless your partner has bid a presumed five card or longer suit. A notrump contract is frequently a race between declarer and defenders to see who can set up their tricks first. When playing matchpoints, another consideration can be not giving declarer an extra trick unless you haves hopes of getting it back, so leading a passive sequence like J109 can work out well if leading fourth best costs you a trick you can’t later recover. However, unless declarer has shown 20+ points it is usually better to try to lead your side's best suit.

Listen to the bidding. The opening lead you select should be very influenced by it. When the opener bid 1NT and was raised to 3NT your side's best suit is often a major (since the enemy didn’t look for a 4-4 major suit fit it’s likely that responder, at least, doesn’t have a four card major). If they used a Stayman or transfer sequence, you know something about which suits they have.

Normally we try to lead suits that our side can be expected to hold. This means we usually avoid leading suits that the opponents have bid or implied in the bidding, particularly declarer’s suit. Remember, the objective is to lead our side’s most likely suit for developing tricks.

A set of guidelines for finding our best suit against a NT contract are, in priority order:

1. If partner has bid a suit, lead it.
2. Lead our own longest and strongest suit, if the opponents haven’t bid it.
3. Lead an unbid suit if our side was quiet.
4. Lead dummy’s second suit, especially if we are short in it (two or three cards).

4. Lead dummy's second suit, especially if we are short in it (two or three cards), hoping that partner has strength in that suit over the dummy.

There are some obvious exceptions to these guidelines:

1. If partner has opened one of a minor, lead a good long suit of your own.
2. If you have a superb suit with four or five honors in sequence, lead it even if the opponents have bid it (e.g., KQJ109).
3. If you have less than three points, dummy opened a minor, and they got to 3NT without trying for slam chances are very good that partner has the suit that dummy opened (since he has at least 13 points and didn't bid). So lead dummy's suit. When Kitty held this hand and led the J from Jx, dummy had Kxx and partner had AQTxx.

Previously published in *ScoreCard* in March of 2011, and available on the District web site at http://www.d17acbl.org/index.php?page=leads-against-notrump-mar-2011

Kitty and Steve were both born and raised in New York City, where they knew each other from the local bridge scene. Unfortunately, they foolishly married other people. In 2000, both were again single when they re-met at the Las Vegas Regional. Soon after, they married, and Kitty moved to Albuquerque, where Steve was living. They moved to Fort Collins, Colorado, in 2008 and left there for `the warmer clime' of San Diego County in 2012.

They are both Grand Life Masters and have won two National Championships together. Kitty has five others and a World Woman's title. They have been your D17 ScoreCard editors since 2010.

Down Country Sectional

April 26- 28

Las Cruces, NM

lascrucesbridge.com

GAME TIMES
9:30 and 2:00

BELTON BRIDGE CENTER
https://tinyurl.com/BeltonBridge

Saturday Pairs also scored as Teams!

for partners:

Billie Edington (575) 649-3466 **edgi@comcast.net**
Susan Michelson (575) 649-2275 **susanm6025@gmail.com**

FLYER: web2.acbl.org/Tournaments/Ads/2019/04/1904021.pdf

CONVENTIONAL WISDOM

By Curt Soloff, Denver, Colorado

2♣ Openings, Part III

Last time, we explored the most common response method to a 2♣ opening: 2♦, waiting. While the waiting response is effective in many auctions, it does have one major drawback: It necessitates a second bid from responder even if she is completely broke. However, the strong hand might like to know right away that he is getting little or no help from partner and can thus place the contract accordingly.

How can we resolve this problem? Well, we could provide responder with an immediate double negative: an artificial 2♥ response. Using this method, responder's 2♥ bid absolutely denies holding an ace or king and warns opener, "I may have absolute garbage over here and I do not promise you another bid. If you have game in your hand without any help from me, you had better bid it now."

The corollary to the 2♥ bust response is that the 2♦ response – still an artificial placeholder as with 2♦ waiting – guarantees at least one ace or king and creates a game force. Some players use the 2♦ response holding three queens, but this treatment is not recommended (see Part I of this series from the December 2018 *Scorecard*, which clarifies the importance of first and second round controls).

Just because you begin with the 2♥ double negative does not mean you cannot still bid again. Take the following example:

♠J1064
♥63
♦Q975
♣Q83

After partner opens 2♣, you will respond 2♥ (artificial), denying an ace or king and warning partner that you could be very weak; however, you are prepared to take another call. If opener rebids 2♠, you will raise to game in spades. If partner comes back with 2NT, you will bid 3♣, Stayman, to find out whether your side has a 4-4 spade fit and follow with either 3NT or 4♠.

As with any response structure to 2♣, sometimes things get awkward. What if you hold the hand above and opener bids, say, 3♦ or 3♥? Your next call is less than ideal! You could try 3♠, but partner might take you for a five card spade suit. With a balanced hand, 3NT could very well be the correct spot, but if you bid it yourself then the hand is playing from the "wrong" side (i.e., the strong hand hits the table as dummy and makes things easier for the defense). [Note to Eds: Any preferred treatments or recommendations here? *We play that three level bids over opener's three level suit bid only promise four cards which makes it easier for the strong hand to bid 3NT*]

1. If you do choose to adopt the 2♥ bust response as part of your system, please note two significant drawbacks: When the 2♣ bidder has a heart suit and you are broke, a contract in hearts will be declared by the weak hand.
2. When responder has a heart positive (i.e., 8+ points and a good 5+ card heart suit), she needs a different way to show that hand. The bid typically used here is 2NT, and opener will need to remember that this 2NT bid is *not* natural (and alert it as well).

	DESCRIBE	RESPONSES/REBIDS
2♣ _____to_____ HCP Strong■ Other □ 2♦ Resp: Neg□ Waiting■		2♥ = dbl. neg. 2NT = 5+ hearts positive

As with any other conventional bid, you and your partner must decide what you feel you are gaining weighed against what you are giving up. Some players love this method while others hate it. Only you can decide what works best in each of your partnerships.

Curt Soloff is a sapphire life master with 15 years of bridge directing and teaching experience. He has served as the manager and director of the Castle Rock Bridge Club since its inception in 2009.

Boulder Bonanza Spring Sectional
MAY 3 - 5
At the Boulder County Fairgrounds:
https://goo.gl/maps/L7VWdaxuE5K2
Start Times
10 and 2:30
Friday - Bracketed Swiss Teams (lunch included)
Saturday - Two- session open pairs and 299er single sessions
Sunday - Bracketed Swiss Teams (lunch included)
- 299er single sessions (lunch available for purchase)
flyer: web2.acbl.org/Tournaments/Ads/2019/05/1905015.pdf

♠ EDUCATIONAL

IMPROVE YOUR PLAY

By Larry Matheny, Fort Collins, Colorado

Minor Suit Slams

Minor suit slams can be difficult to bid. There is a natural reluctance to go past 3NT, which is often the best contract in a pairs game. Also, many pairs lack the tools to investigate playing in a minor.

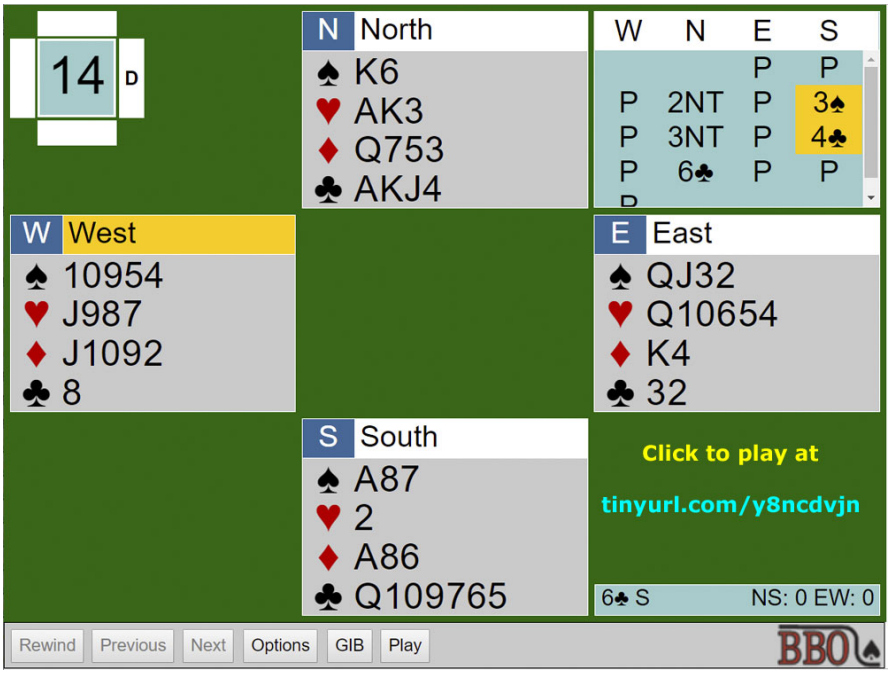

Bidding: North's 2NT bid showed a balanced hand with 20-21 high card points. South's bid of 3♠ was a puppet to 3NT, setting the stage for a slam try in a minor. The 4♣ rebid showed a 6+ card club suit with slam interest. North bid the small slam; since South was a passed hand, North did not try for the grand. With no fit, North would have signed off in 4NT.

Play: West led the jack of diamonds and South soon claimed twelve tricks. He won the ace of diamonds, drew trumps, played the AK of hearts to discard a diamond, and ruffed his third spade in dummy. He lost only one diamond. At most other tables, the contract was 3NT; a few pairs reached 6NT and found that they only had eleven tricks.

There are various methods available to investigate minor suit slams. It is important that you and your partners discuss this important but too often neglected area of bidding.



Born and raised in Illinois, Larry worked at a major insurance company for thirty three years retiring as a director in the systems department. In 2003 he moved to Loveland, Colorado, the home state of his wife, Linda and soon got involved in the local Bridge scene.

Larry served as unit president for ten years. He has written a weekly column for his unit webpage since 2004 and he is a frequent lecturer at the monthly unit games.

Game times 9:30 and 2:00 except 10:00 Sunday

Friday and Saturday play either
Single session Open or 299er pairs
or 2 session Bracketed Teams
Sunday Bracketed Teams

Partnerships:
Charles Wilkins
wilkins@compassgroup.net

Genoveva Chavez Community Center, 3221 Rodeo Rd., Santa Fe
https://goo.gl/maps/tMqXaysRi7n

flyer: web2.acbl.org/Tournaments/Ads/2018/05/1805034.pdf

CONSTRUCTIVE BIDDING:

By Robert Todd, Tallahassee, Florida

When the Opponents Make a Take Out Double

General

When partner opens the bidding and the opponent makes a takeout double (X), we need to know how to deal with this interference. We first want to consider what is likely to happen in the remainder of the auction. If we have just a few values (minimum hand, less than 10 HCP) then this will likely continue to be a competitive auction – with us having about half the values in the deck and the opponents having about half. In a competitive auction, it becomes important that we are able to show our suits (and find our fits) quickly so that we can effectively compete in the bidding. Thus, we want to construct a system that will allow us to do this!



Competitive Bidding Definitions

Now that we know we want to design our system to make competitive bidding easy, let's lay out the meaning of bids at the 1-level and 2-level.

Responder's bids at the 1-level are unchanged, that is, they have the same meaning as if the opponent had not doubled (new suits are forcing for 1-round and show 6+ pts.) This allows us to show our suit as responder, even if we have a "minimum hand."

Example

W	N	E	S
1♣	X	1♠	

This shows 6+ pts and 4+card ♠. It is forcing for 1-round.

If responder bids a new suit at the 2-level, then this is no longer a 2/1 bid and its meaning changes. It shows a 5+card suit and a minimum hand, 5-9 pts.

Example

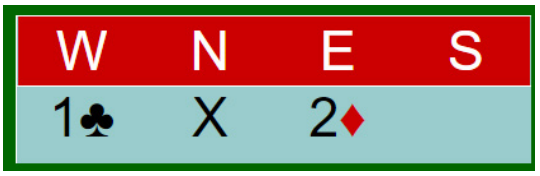

This shows 5-9 pts and 5+card ♦ suit. This is a non-forcing bid.

How to Show a Strong Hand - Redoubles

Now that we know how to show minimum hands (competitive hands) we need to know how to show a strong hand. The way that we show 10+ pts is to start with a redouble (XX). This doesn't say anything about the shape of Responder's hand; it just says we have 10+ pts (invitational or better.) Responder will tell Opener about the shape of his hand on his second call.

Example

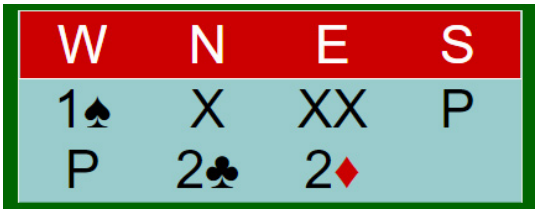

This shows 10+ pts and 5+ card ♦ suit. It is forcing for 1-round.

Example



This shows 10+ pts and 4+ card ♠ suit.

Responding With a Good Hand and a Fit

With four or more cards in partner's suit and 10+ points we prefer to show the support immediately. The bid of 2NT is used to do this. After all, you would start with redouble if you had a real notrump hand.

Other Options for Responding with a Strong Hand

If we can bid our suit at the 1-level (as in the first example), then we have a choice of ignoring the opponent's takeout double OR starting with a redouble. "Ignoring the opponent's double" means that we bid as if there had been no interference. This is by far the most common way to bid. If we know the opponents have a reasonably-sized fit, we are not interested in penalizing the opponents at a low level.

Note: Generally we do not make a redouble when we can bid naturally at the 1-level unless we are interested in penalizing the opponents.

How to Mark This on Your Convention Card

The way that you mark these methods on your convention card is on the left hand side of the card under the section Vs. Opponent's T/O Double. The first line asks

"New Suits Forcing: __1 Level __2 Level"

Check that new suits are forcing at the 1-level (but not the 2-level.)

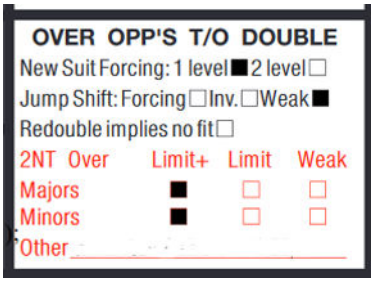

Conclusion

Just remember this, if the opponents make a takeout double, your bid of a new suit doesn't show many values. It is just competitive. A one-level bid is forcing and two-level bid is non-forcing, but neither promises much! With a good hand we can redouble or bid 2NT with a good fit.

Robert is a professional bridge player and teacher whose hometown is Tallahassee, Florida. But you'll find him all over the country and the world playing and teaching bridge. Robert began playing bridge at a very young age in his parents' party bridge games, and came to duplicate while working on his graduate degree in Mathematics. He spent a year in Helsinki, Finland, where he met and played with many fine European players. When he returned to the States, Robert decided to become a bridge professional himself and has never looked back!

Robert has finished in the top 20 on the Barry Crane list (with over 1500 masterpoints) many times, has posted several top-10 finishes in National-level Pairs events, and won the 0-10,000 Knockout Teams at the Dallas NABC in 2014. This article was previously published as one of Robert's free email lessons in his series published at advinbridge.com

contact: *Robert@advinbridge.com*

DURANGO Sectional
June 7 - 9

goo.gl/maps/RTzFW5HBb1z

Great scenery and fine restaurants

Friday: 1:30 & 6:30 single session 299er, Strat Pairs
Saturday 9 & 2 single session 299er, choice of one or two session Stratified Pairs
Sunday 9 until 5 Stratifed Swiss
KO starts Friday evening (3 sessions)

Partnerships,
Sharon White
durangosharonwhite@gmail.com

FLYER: web2.acbl.org/Tournaments/Ads/2019/06/1906079.pdf

New Ideas in Bidding

The 2♦ Trump Asking Bid (TAB)

By: William Rawlings, Broomfield, Colorado

[Editor's note: We are always willing to publish new bidding ideas but this does not mean we endorse them. Also this system was originally developed for use with a strong club system, which uses limited opening bids. It has been adapted to Standard American by incorporating bids that permit the responder to convey strength and shape to the opener to accommodate the wider range of openings used in Standard American.]

The secret to finding more slams is to look for more slams. The average small slam in a suit contract has around 28 HCP. The key to safely exploring these slams is to exchange a maximum amount of information with your earliest bids. The Trump Asking Bid (TAB) is a concept pioneered by CC Wei in his Precision system. In 2/1 TAB the concept is retained but the method of application is far more compact. Using 2/1 TAB the responder, in his/her first call, makes two statements *and* asks a question. This provides much more information than any other system.



2/1 TAB is only used over major openings (1♥ /1♠), it is used in conjunction with the 2/1 convention where:

- 2♣ response says nothing about clubs, instead its shows game forcing values *without* support for opener's suit, it is alertable.
- 2♦(TAB) shows:
  1. game forcing values *and* 3-card or better support for opener's suit, *and*;
  2. asks the opener to show the top honors (AKQ) in his/her bid suit (TAB).

After the opener identifies his/her top trump honors, the responder can generally determine if the partnership should explore slam before responder's second call.

Let's see how that works:

The opener on his/her first rebid shows which of top honors (AKQ) he/she holds in the agreed upon major suit. This is done by first counting the HCP of the top honors (AKQ) using the familiar 4-3-2-1 HCP system. Each combination of High Honor Points (HHP) yields a unique value, making identification of specific honors a very easy task. For example, the KQ combination yields a combined HHP value of 5. No other combination of top HHP will yield 5, it is unique to the KQ combination, similarly 6 HHP is unique to the combination of AQ. The opener identifies his/her top honors by step bids corresponding to the HHP value starting with 2♥, the lowest possible bid after responder's 2♦ TAB response.

High Honors in Opener's suit:	High Honor Pts. (HHP)	Opener's 2nd Call
Q or less	0-2	2♥
K	3	2♠
A	4	2NT
KQ	5	3♣
AQ	6	3♦
AK	7	3♥
AKQ	9	3♠

Useful memory aids are:

1. 2♥ is the lowest possible response it represents 0-2 HHP.
2. All 2-level calls are single honors,
3. 2NT = 4 HHP (A, the highest single honor)
4. All 3 level calls are multiple honors.
5. 3♣ is the lowest possible multiple-honor call it represents the KQ (5 HHP)
6. The opener should never make a 2nd call beyond 3♠, that space is reserved for the responder's 2nd call.

Let's try some bids. Remember, all *2-level calls are single honors*, all *3-level calls are multiple honors*. In the following example you open 1♥, after partner's 2♦(TAB) response, opener's 2nd Call is:

Opener's Hand:	HHP	Opener's 2nd call
♠–A76 ♥–QT654 ♦–K96 ♣–QT	?	?
♠–A76 ♥–KQ654 ♦–K96 ♣–QT	?	?
♠–A76 ♥–AQ654 ♦–K96 ♣–QT	?	?
♠–A76 ♥–AKQ654 ♦–K9 ♣–QT	?	?

When Opener's 2nd Call is:	HHP	Opener's Top Honor(s) are:
2♠	?	?
2NT	?	?
3♥	?	?

Answers at end of article.

In Standard American opener has not yet had an opportunity to show a big hand (18-19 HCP), as a result, the opener may wish to pursue a slam even after responder signs off.

Responder's 2nd Call:

- Any new suit at the lowest level; shows a minimum hand and a control in this suit. The opener is now captain.
- Rebids the Trump suit at the 3-level; shows 14-15 HCP, the opener is now captain.
- Rebids the Trump suit at the 4-level; minimum with a hand that is not suitable for notrump.

When opener becomes captain, he can choose to play 3NT, 4 of the major or continue to pursue a slam but only with an unusually strong hand missing not more than one high trump honor.

When the responder is interested in exploring slam, he/she will employ another Precision concept, the Control Asking Bid (CAB) which will improve the accuracy and ease of identifying controls for slam bidding. Control Asking Bids (CABs) are triggered by responders 2nd call of 3NT. CABs will be fully explored in my next article.

Early recognition of trump and identification of the key cards significantly changes the dynamics of slam exploration. With 2/1 TAB there is never a need to use Blackwood or 1430. Studies indicate that small slams with trump suits average about 28 HCP. 2/1 TAB will allow a partnership to safely explore (and find) many more of these low HCP slams that others will miss.

Answers:

Opener's Hand:	HHP	Bid
♠–A76 ♥–QT654 ♦–K96 ♣–QT	2	2♥
♠–A76 ♥–KQ654 ♦–K96 ♣–QT	5	3♣
♠–A76 ♥–AQ654 ♦–K96 ♣–QT	6	3♦
♠–A76 ♥–AKQ654 ♦–K9 ♣–QT	9	3♠

Opener's 2nd Call is:	HHP	Opener's Top Honor(s) are:
2♠	3	K
2NT	4	A
3♥	7	AK

Bill is a certified Audrey Grant Instructor, a Tournament Assistant Director and a member of ABTA who frequently teaches on Cunard, Seabourn, Holland America and Royal Caribbean cruise ships. Bill plays Big Club but teaches both the Standard American and ACOL systems. Please send questions and comments to:

Latitude34.Bill@gmail.com

Upcoming Sectionals

ARIZONA

Tucson Spring Sectional
Tucson
April 11-14

This four day sectional with two Compact KOs, two double session Swiss Teams, and pairs games galore (both open and 299er) is being held at the Hotel Tucson City Center, 475 North Grenada Avenue. Sessions are at 9:00 and 1:30. Free coffee, tea, smoked salmon, bagels, pastries, and candy; free lectures between sessions Thursday through Saturday; and a free buffet lunch during the Sunday Swiss Teams. Click the title above or see the ad in this issue of *ScoreCard* for more information.

Silver Sun Sectional
Phoenix NLM Gold Rush Regional
Scottsdale
April 26-28

This sectional offers stratified Open pairs and Swiss teams on Friday. Open pairs on Saturday and a Strati-Flighted Swiss on Sunday. There is great hospitality – free snacks, coffee and chocolates during all sessions. A food truck will be available on Friday and Saturday. Dining options available on Sunday. Free expert lectures will be held between sessions on Friday and Saturday. This sectional is located at In Tempo Bridge Center and runs in parallel with the NLM regional. Easy to get to with free parking. Click the title above or see the ad in this issue of *ScoreCard* for more information.

COLORADO

Colorado Springs Spring Sectional
Colorado Springs
April 11-14

This four day sectional begins on Thursday at 6:30 with a Swiss Teams event at

the Bridge Center, 901 North 17th Street. The rest of the tourney is held at the

Masonic Center, 1150 Panorama Drive, with single and double session pairs games on Friday and Saturday and a two session Bracketed Swiss Teams with a catered lunch on Sunday. Click the title above or see the ad in this issue of *ScoreCard* for more information.

Doc Holliday Sectional
Glenwood Springs
April 26-28

The sectional will be at the La Quinta Inn, 124 West 6th Street. Game times vary by day: Friday has stratified single session pairs and 299er pairs games at 1:00 and 7:00; Saturday has double session pairs and 299er pairs games at 10:00 and 2:30, with single session entrants welcome; and Sunday's two session stratified and 299er (if warranted) Swiss Teams starts at 9:30. Glenwood Springs has been named "America's Most Fun Town" by both Rand McNally and USA Today. Click the title above or see the ad in this issue of *ScoreCard* for more information.

Denver Spring 299er Sectional
April 27-28

Held at the Denver Metro Bridge Studio, 5250 Leetsdale Drive, both days start at 9:30 with coffee, tea, muffins, and bagels. Friday's two single session pairs games begin at 10:00 and 2:30; Saturday's double session Stratified Swiss Teams starts at 10:00. Sunday also features a New Player Game at 2:30 for those with fewer than 10 masterpoints (reservations strongly recommenced). Players with 0-5 points play for free!. Click the title above or see the ad in this issue of *ScoreCard* for more information.

Boulder Bonanza Sectional
Longmont
May 3-5

This sectional is well known for its quality snacks and pizza. At the Boulder fairgrounds, 9595 Nelson Road, this tourney has an unusual schedule: two session Bracketed Swiss Teams events (with lunch provided) on both Friday and Sunday. There is a two session Open Pairs and single session 299er Pairs on Saturday, as well as two single session 299er Pairs games on Sunday for those not playing in the Swiss. Game times are 10:00 and 2:30. Click the title above or see the ad in this issue of *ScoreCard* for more information.

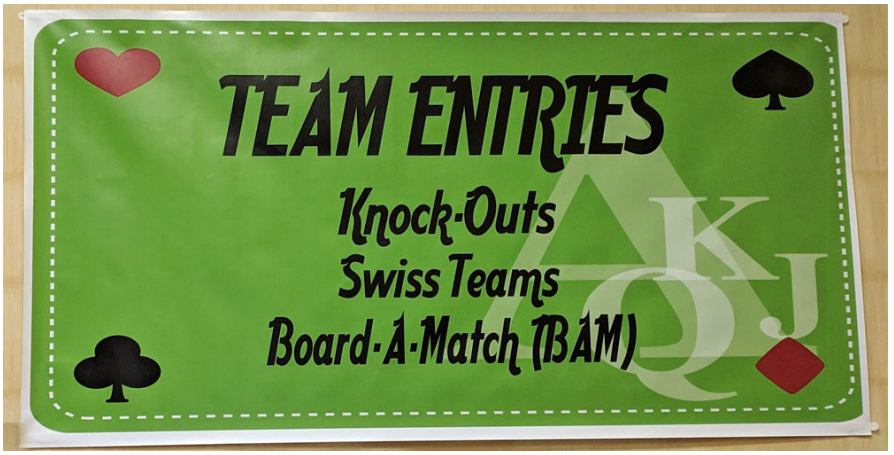

Albuquerque has some beautiful signs

NEW MEXICO

Down Country Sectional
Las Cruces
April 26-28

Held at the Belton Bridge Center, 1214 East Madrid, this tournament has game times of 9:30 and 2:30. Friday has two single session Stratified and NLM Pairs games; Saturday has a two session Pairs/Teams game (teammates will be provided if necessary); Sunday has a stratified Swiss Teams. Click the title above or see the ad in this issue of *ScoreCard* for more information.

Santa Fe Spring Sectional
May 3-5

Held at the Genoveva Chavez Community Center, 3221 Rodeo Road, this tournament offers two single session Open and 299er Pairs events on both Friday and Saturday at 9:30 and 2:00, as well as double session Bracketed Teams events on both days. Sundays Swiss Teams starts at 10:00. Click the title above or see the ad in this issue of *ScoreCard* for more information.

DISTRICT 17 ASSOCIATION
AMERICAN CONTRACT BRIDGE LEAGUE

D17 ScoreCard volume II issue 2

D17 ScoreCard is a bi-monthly publication announced to over 9,000 bridge players in our district by email blast, website postings, Social Media, and Apps.

Deadlines

D17 ScoreCard's deadline for articles and ads is the tenth of the preceding month; However, earlier submissions are always preferred. Although we welcome unsolicited articles, there is no guarantee of publication.

Articles submitted will be edited, and may be cut; the author will receive a copy of the edited article before publication.

Email all ads and copy to: Steve & Kitty Cooper, Editors - coopers@D17acbl.org

Advertising

Guidelines for creating ads for this publication are available at:
d17acbl.org/uploads/newsletter/AdGuidelinesOnlineD17.pdf

Ads for District 17 tournaments are free but will include a small set-up fee if we do the graphics. For commercial ad pricing please contact John Grossmann below.

District 17 Board of Directors

John Grossmann, President (Colorado/WY at Large)
719 233-9464
blackstone.co@comcast.net

Bonnie Bagley (Ex-officio, National Board Member)
719 593-0205
bonnie@bonniebagleyd17.com

Becky Rogers, Vice President (Las Vegas)
702 812-7976
rags04@gmail.com

Jennifer O'Neill, Treasurer (Denver)
303 596-8153
jjo4501@gmail.com

Felicity Moore, Recording Secretary (Northern New Mexico)
505 717-1483 (H)
505 301-8597 (C)
f.moore@netscape.com

Bill Phillips, Election Secretary (Arizona at Large)
928 266-0865
spheres0000@gmail.com

Lakin Hines (Mesa)
402-540-9436
Lakin57@yahoo.com

JoAnne Lowe (Phoenix)
480 836-7296 (H)
480 577-9833 (C)
pnutlowe@cox.net

Steve Nordberg (Southern New Mexico/El Paso)
915 833-5915
texminn@sbcglobal.net

Steve Reynolds (Tucson)
520 488-7730
tvs1@cox.net

Rod Southworth (Colorado/Wyoming at large)
307 221-2634

southworth15@yahoo.com

Archives

2019

D17 Scorecard - April 2019

D17 Scorecard - February 2019

2018

D17 Scorecard - December 2018

D17 ScoreCard - October 2018

D17 ScoreCard - August 2018

D17 ScoreCard - June 2018

D17 ScoreCard - April 2018